



An I.P.M.S./ M.O.S.S. Publication

April 2016
Volume 8 Issue 3

IPMS/Missouri Ozarks Scale Specialists
www.ipmsmoss.com

Branson, Missouri 65616
ipmsmoss@hotmail.com

Newsletter Editor: Nate Jones
417.230.6220

INSIDE THIS ISSUE

2 Last Meeting – 24 April

7 Next Meeting: 22 May

Nate's Notes

By Nate Jones, President IPMS/MOSS

As I'm sure you all have read in the past few issues of *Sprue Bits*, or on our website and Facebook pages, on **Saturday, June 25th**,

IPMS/MOSS will host our annual model show and competition – **MOSS CON 2016**. We will again be holding the show in the West Wing of The White House Theatre.



Every year I look forward to MOSS CON. Even though it is a lot of work, and the day seems to pass in a blur from the flurry of show-related activity, I enjoy getting the opportunity to meet fellow modelers from various places throughout the U.S., and see their work. Every year and every show I attend, I come away inspired to build! Seeing the details and the unique ways other modelers express their creativity through the



medium of styrene plastic motivates me in my creative efforts!

This year, there will be at least 21 categories to enter, plus two special themes. As we remember the **75th**

Anniversary of Pearl Harbor, any model representing a subject from Pearl Harbor on or around December 7th, 1941 will be accepted into consideration for that special theme. (Please note that some sort of documentation may be required if the subject is obscure.)



For the **Studebaker: 50 Years Later** theme, any subject representing a product manufactured by Studebaker from 1852 to 1966 will be considered. (Again, please note that documentation may be required.)

This year, we are excited to have the opportunity to increase the quality of our awards, so to better recognize the excellent work of those who enter their models into the competition.

We also have a good number of vendors who



have reserved a record number of tables for this year! So come prepared to find some sales and deals!

Bottom line: MOSS CON 2016 is shaping up to once again be a very good show! Looking forward to seeing you and your models there!

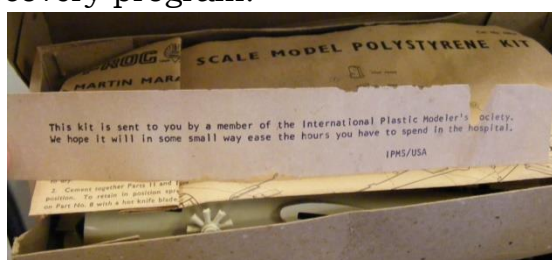
For more information about the show, and to download our Categories list and Registration forms ahead of time, go to www.ipmsmoss.com and look for the **MOSS CON 2016** tab. As always, IPMS Judging Rules apply.

“We’re making it a small world, because small things matter!”




24 April: Once again, the IPMS/MOSS “Knights of the Square Table” convened at the Branson Fire and Police Joint Emergency Training Center.

Mark Mahy brought in a vintage 1:72 FROG B-26 Martin Marauder II kit that a friend gave him. Inside the kit box was a note indicating that the kit had been donated from IPMS to a hospital recovery program.





Darren Gloyd brought in his work in progress customized 378 Peterbuilt four-door. He used two kits to make this custom creation; he stretched the frame 3-4” and added a 3406 Caterpillar engine under the hood. Darren also brought in his custom built version of Jay Leno’s 1960 chopped hot rod truck “Piss’d Off Pete.” Darren used a Jimmy Flintstone resin cab, added a V-12 Detroit engine, a large number of spares box parts, and also handmade the fuel tank.



Les MacLaren brought in three vintage new-in-box kits from his collection. Revell’s *Medicine Wagon* and companion *Western Figure Set* – both from the Miniature Masterpiece series produced in 1954. Les also brought in a Palmer WWI 75mm Artillery Piece and Ammunition Caisson originally produced in 1958; one of the

few artillery kits that actually comes with the associated caisson.



Paul Drinkall brought in his built Revell “Rat Fink” figure, based off the Ed Roth character. Years ago, Paul built this kit out of the box except he added whiskers to his Fink.

Dan Nowak brought in two of his customized creations – 1925 and 1934 Ford dragster trucks that he built about 15 years ago. On his 1925 Dragster, in addition to adding engine wiring and plumbing, Dan cut open both doors and trunk, added a Hemi engine, a wheelie bar from his spares box, and put a fuel tank in the trunk.



For his 1934 Dragster, Dan also cut open both doors, shortened the bed, then added a wooden bed floor; he also added a nitrous system, and two wheelie bars from his spares box.



TECHNIQUE TIP: For both these kits, when Dan cut open the doors, he used the sewing thread technique. Basically, using a small pin vise, drill a hole (if needed) along where you want to cut. Insert the thread through the hole, and wrap around your fingers like floss (if you wrap tape around your fingers, it will add some comfort to the process). Next, slide the thread back-and-forth and the thread will cut through the plastic. For thicker plastic, you may need to scribe a line along the planned cut to help the thread. Dan recommends the size 30 thread.

Rusty Hamblin brought in the canopy from his in-progress Hasegawa egg plan F-16, looking for a suggestion to remove paint from clear plastic. The problem: while in the painting process, the mask Rusty used allowed the paint to seep under creating a mess on his canopy.



TECHNIQUE TIP: Brian Taylor recommended Castrol Super Clean as a good way to strip paint from styrene plastic; soak the part in the Super Clean for a while (up to weeks, if needed – or if you forget), then rinse off with hot water.

WARNING: Wear gloves when using Castrol Super Clean, and know that it may soften glue joints; it will strip chrome parts down to the plastic, and it will strip away any filler on the model.



Bill Loden brought in his re-in-progress 1:32 F-16 that he originally built in 1995; displeased with how it turned out, he decided to improve it. Bill stripped the paint off, filled the seams and plans to re-finish the kit to look like a mahogany in-flight display model.


Bill also brought in his recently finished Snap-Tite

Star Wars X-wing fighter. Bill chose to focus on painting and weathering more than assembly, so after “throwing” the kit together, he used Tamiya tape to mask off where the decal markings would be and airbrushed the marking scheme.



Bill also brought in his recently finished Tamiya 1:35 M41 Walker Bulldog – his first tank model! Being his first armor model, Bill was pleased with how it turned out, but ran into some minor headaches with the kit – mainly the rubber band style tracks, and the Commander’s cupola and driver’s periscopes.

Back to the aviation side of Bill’s workbench, he has been working on his Tamiya 1:48 F4U-1 Corsair (see the January 2015 issue of *Sprue Bits* for the resin cockpit Bill added). Bill finished the paint scheme, gloss coated the model and started adding decals. Some of the kit’s smaller decals are pretty “rough” and lack the detail that Bill was hoping for, so he is most likely going to look for some aftermarket decals.



Gary Sanders brought in his recently purchased 1:25 Moebius Models 1954 Hudson Hornet Special, which is a brand new release kit. Being a fan of the Hudson Hornet, what attracted Gary to this kit is that it has a slightly different roof line than the other Hudson Hornet kits.

Richard Carroll brought in three of his in-progress models from his collection: a '73 Vega, ad '69 Camaro, and a '60 Buick. Richard purchased his '73 Vega in 1973 and started work. He added a big block Chevy engine and even made a spare tire for the car. The MPC '63 Camaro, Richard purchased the kit in 1969 and wanted to build the car with a 1:16 engine and a large gear shifter that came up through the roof. A few years later, Richard changed his mind and his plans for the Camaro, so he filled in the hole he had cut in the roof and brought the kit body back closer to street legal. Richard also brought in his AMT 1960 Buick that he bought on eBay a few years ago. He plans to build it as a big wheel version, similar to one he saw in magazine – but in a green, rather than red.



Richard also brought in another recent eBay purchase: an Aurora Models 1:8 United States Marine figure, originally produced in 1956. Typically, because of their age and rarity, these kits run at a high dollar price, but Richard found one at a very reasonable price. He plans to build it with a bronze colored finish, and present it to a good friend who is also a Marine Vietnam veteran.





Larry Krauk brought in a couple of his custom resin 1:24 VW conversion bodies. The “Bugburban” – a combination of the Beetle and VW Bus – a concept vehicle that should have been produced by Volkswagen a long time ago; and the VW Kombi. Both of these are available for purchase at www.finksgarage.com. Larry also brought in some 1:48 pilot figures that he cast for a fellow MOSS member.



Nate Jones brought in some of his in-progress models. Two 1:35 Tamiya M16 Quad Gun Motor Carriage kits – both he plans to build to replicate two separate M16's used in the Bastogne defense during late 1944 and early 1945. Nate also worked some more on his 1:48 A6M2 Zero; after quite a bit of filler on the wing roots, it's now ready for paint. Also, after being commissioned last year to build the 1:700 Hobby Boss *USS Cole* DDG-67 (see the March, April and May 2015 issues of *Sprue Bits* for the Work In Progress




articles), Nate wanted to build another *USS Cole* for his own collection, so he started work on his own *Cole* kit. After recently reading the book *Low Level Hell* by LTC (ret) Hugh L. Mills, Jr., Nate was reminded that he had a 1:35 Dragon OH-6A Cayuse kit, representing (then) 1LT Mills' aircraft "Miss Clawd IV" in his model stash. He's looking forward to building this famed helicopter!



Go to www.ipmsmoss.com and check out the Gallery for more pictures!

Sprue Bits is always looking for new articles, pictures, comics, tips and techniques! If you have an article or work in progress build that you would like included in *Sprue Bits*, please e-mail it to ipmsmoss@hotmail.com.



Special Thanks to Rusty Hamblin for sharing his Feb 1985 issue of "CARtoons" magazine, which is the source of this Karl Kohler Model Behavior funny!



NEXT MEETING

22 May 2016 - Sunday at 6pm – check the website and Facebook for the meeting location! Bring a friend! See you there!

Go to www.ipmsmoss.com and check out the Events Calendar for upcoming meetings, shows and events!

We'll see you at the meeting on May 22nd!

Take care, be safe and Happy Modeling!



"We're making it a small world!"

IPMS/Missouri Ozarks Scale Specialists
Branson, Missouri 65616

Phone:
Nate Jones 417.230.6220

E-mail:
ipmsmoss@hotmail.com

Find us on Facebook at
Missouri Ozarks Scale Specialists



ANNOUNCING

MOSS CON 2016

SATURDAY, JUNE 25, 2016
8:30 am – 5:00 pm

At The White House Theatre (2255 Gretna Road) in Branson, MO
Special Theme Remembering the 75th Anniversary of Pearl Harbor
Vendor Tables - \$10 each

For more information, contact us at ipmsmoss@hotmail.com
or call Nate Jones at 417-230-6220

MAKE YOUR PLANS NOW! SEE YOU AT THE SHOW!