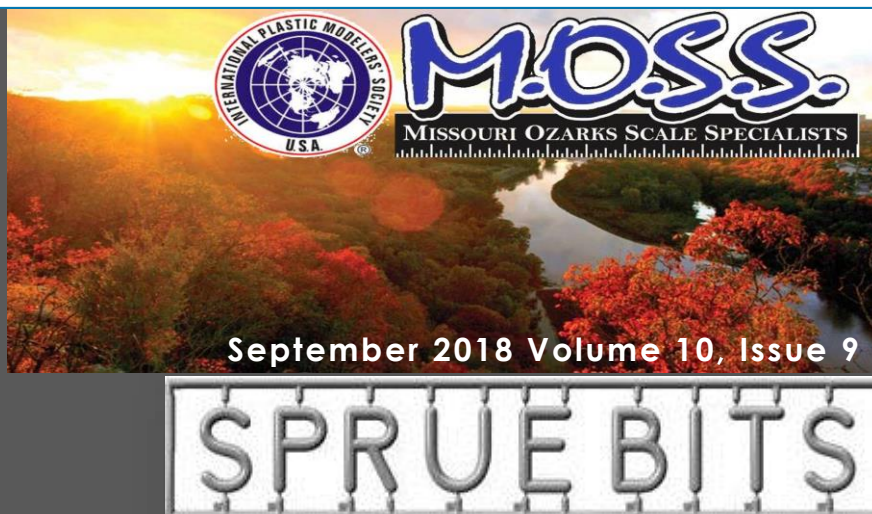


INSIDE THIS ISSUE

- 2 Last Meeting: September 23
- 7 Where has your shirt been?
- 7 Next Meeting: October 28



NATE'S NOTES

In the August issue I wrote about a social media post I had seen which sparked some discussion about the reality of gun smoke stained wings on models, and other such weathering. Shortly after publication, I received an e-mail from Mr. Dan King, a fellow modeler from San Diego, California, in response to my article. Dan was kind enough to allow me to re-print it here: Nate,

My wife and I visited Branson a few years ago for my Vietnam Army Aviation Unit Reunion and happened to be there when you had your show [my wife said it was planned, but it really was not!]. You have been sending me your newsletter ever since and I have always enjoyed reading it. I read your comments about weathering, panel lines, and gun stains with interest. I was not a WWII vet, but did serve 2½ years in Vietnam as a Chief Warrant Officer flying various versions of Hueys. It would take about 5 minutes of research looking at aircraft photos to see that aircraft from all conflicts get filthy dirty very quickly and are extremely hard to clean up if they are used regularly. The only exception to that is a VIP aircraft, and in Vietnam I saw a few of those looking very bedraggled!

For one modeler to criticize another modeler for highlighting panel lines, weathering and showing engine and gun staining is really wrong. Having been a contest judge for many years, the only thing that you should watch out for when weathering to be consistent throughout the model and base/diorama.

Thanks for the newsletter again and I have attached a photo of me standing in front of my Huey. Notice that you would be very hard pressed to weather this aircraft enough!

Dan King

Greyhound 10

240th Assault Helicopter Company

Bearcat, Vietnam, 1969/70



"Best dressed pilot." [Photos submitted by Dan King]



LAST MEETING

September 23: 16 members and 2 guests met at the Teamsters' Union Hall in Springfield. The meeting theme was "Screen Time" – models based on TV or movies.



For the Screen Time theme, **Paul Drinkall** brought in his 1:100 MPC *Star Wars* AT-AT Imperial Walker, which he purchased and built back when they first were released in the early 80's. Paul said that this was a quick out of the box build. The kit features moveable legs and "neck."



Darren Gloyd brought in three 1:25 kits from his collection, all fitting the Screen Time theme: the AMT/Ertl *The A-Team* van from 1984, the MPC *The Fall Guy* GMC pickup truck from 1982, and the AMT *Hogan's Heroes* Jeep. Darren's brother purchased these years ago, and Darren inherited them later.




As part of the Screen Time theme, **Rick Crites** brought in his completed the 1:25 Revell 2008 Mustang GT from the 40th anniversary of the Steve McQueen movie *Bullitt*. Rick built this model as a group build project for another model club a few years ago. He finished the model in the appropriate

Highland green color from a spray can.



Nick Kimes brought in his 1:32 Monogram Blue Thunder: his favorite TV aircraft – fitting the meeting theme nicely. Nick found this model for \$25 at a model show in Kansas City and immediately bought it! Thankfully it is a complete kit!



In participation of the Screen Time theme, **Phil Jurkowski** brought in his 1996 Toy Biz release of the Hulk figure that he built a few years ago. Phil finished his Hulk in oils, but used acrylic and enamel paints on the base. Being a rough kit (more toy like), it took some time and effort to get the figure smoothed out to his liking.





Gary Sanders brought in an HO train that he repainted to represent a switch engine used at the South Bend, Indiana Studebaker plant rail yard. Fellow MOSS member, Bob Grenier found this locomotive for Gary at a train show in Springfield, Missouri. Originally the model locomotive was painted green, but Gary repainted it red and added some decals to make more accurately depict the switch engine. Gary used some spare decals left over from an armor model decal sheet.



As part of the Screen Time theme, Gary brought in two of his Batmobile models: the 1996 release of the crime fighter's car as seen in the *Batman* and *Batman Returns* movies. Originally built without paint and assembled using cyanoacrylate glue, the kit parts were badly fogged as a result, so Gary ended up painting the model. Gary also brought in his *Batman Forever* version of the car, which Gary built out of the box but did not paint. The prominent bat wing fin on the top of the car could have been built closed or spread in a V. Gary's kit had a slightly warped part, so he opted to build the fin spread.



Michael Steenstra brought in two newly acquired models as part of the Screen Time theme: the newly tooled 1:72 Revell PT-109 kit and the 1:35 Asuka (formerly Tasca) M4A3E8 "Easy Eight" model – which is the tank from the movie *Fury*, just without the *Fury* decals. Interestingly, the Asuka "Easy Eight" kit comes with some accessory sprues that look suspiciously like Tamiya's Allied Vehicle Accessory set and Barricade set.



Mike Mangan brought in his completed machined replica of a steam engine, along with a three cylinder radial engine. After the meeting, Mike demonstrated how they worked by attaching them to compressed air and “running” the engines. Very nice work!



Madison Taylor brought in her recently completed Revell Scooby-Doo The Mystery Machine model to go along with the Screen Time theme. Madison finished this model in one day, and used her artistic talents to paint in shaggy and Scooby. Madison painted the figures from the inside of the windshield, then covered her work with black paint to give a background before installing the windshield part in the model.



As part of the Screen Time theme, **Brian Taylor** brought in his recently completed late 80's model 1:24 Monogram Ricky Rudd race car. Brian finished the model using Model Master red lacquer spray paint, and purchased Powerslide decals representing the #7





Torkle's Chicken Pit car ("The Fastest Chicken in the South"), driven by Burt Reynolds' character in the 1983 movie *Stroker Ace*. Brian also added an aftermarket net on the driver's window. Brian noted that the Powerslide decals are excellent quality; had no extra carrier film, no silvering, and went on easily with no need for decal solution!



For the Screen Time theme, **Mark Mahy** brought in a Jimmy Flintstone 1:25 resin kit of the 1966 Lincoln Continental "Deathmobile" from the movie *Animal House*. Mark also brought in a resin figure of Marvin the Martian's K9 companion. Mark bought this figure kit at a model show in Birmingham, Alabama years ago.



Also related to the Screen Time theme, **Nate Jones** brought in two 1:35 Revell kits based on the TV show MASH. Nate actually has a couple of the "Swamp" tent sets, and plans to build one to replicate the interior as occupied by Hawkeye, Trapper John and Major Frank Burns, then a second one to replicate the set from the later seasons as occupied by Hawkeye, BJ, and Major Charles Emerson Winchester III.




Go to www.ipmsmoss.com and check out the Gallery for more pictures!

WHERE HAS YOUR SHIRT BEEN



The Commemorative Air Force (CAF) AirPower History Tour of historic WWII aircraft came to the Branson Airport September 19-23, so MOSS member, Nick Kimes took his family to see the visiting aircraft. His daughter, Emma, is pictured here with Nick in front of *FiFi*.

Nick commented that the B-29 "*FiFi*" was of course the star of the show and is an amazing aircraft, but the Stearman PT-17, North American T-6, and the Fairchild PT-19



were probably my favorites. I love those old trainers especially that Stearman. I wish the weather would have allowed me to see them in the sky, but maybe next year."

For more information about the CAF AirPower History Tour, go to: www.airpowersquadron.org.

NEXT MEETING

October 28, 2018 – Sunday, 6pm at Branson Hobby Center.
The Shop opens at 5 pm and the meeting starts at 6 pm.

Meeting Theme: "Navy Air" – bring in a model related to Naval Aviation (can include US Marine Corps aviation as well)!

As always you are welcome to bring a model, tip or technique to share and discuss! Remember to bring a chair!

Happy Modeling!



"We're making it a small world!"

Find us on Facebook at

Missouri Ozarks Scale Specialists

